



G.JAMES
Windows & Doors

Louvre Window 050 Series



Offering the ultimate in vision and ventilation, the G. James 050 Series Louvre Window provides a stylish and practical window alternative.

The unique concept of louvre windows ensure your view is as uninterrupted as possible while tilt-adjustable blades allow you to control the airflow throughout your home.

Left image: Cut-through of louvre window sill with optional flyscreen (guide only, subject to change without notice)



Features

- 130mm (wide) corrosion and UV resistant blade retention clips (supplied as standard).
- 152mm or 102mm clip options available upon request (see Blade Options below)¹
- Black clips supplied as standard. White and grey coloured clips available upon request¹
- Moulded PVC, lever-action handle for easy control and locking¹. Low Profile and Ring handle options available (see next page)¹
- Horizontal PVC weather seals and overlapping blades combine to form an effective weather barrier
- Secondary satin chrome keylock(s) available as an optional extra
- Choice of glass, aluminium or timber blades
- Fly, barrier and Crimsafe screening options
- 7 year 'peace of mind' guarantee
(Terms and conditions apply)

¹ Contact your G. James representative for lead-time and pricing details



Blade Width Options

102mm Blade Louvre (Optional)



130mm Blade Louvre (Standard)



152mm Blade Louvre (Optional)





Handle Options

Standard Handle

Material: Moulded PVC, black supplied as standard (white and grey also available upon request)



Ring Handle (Optional)

For out-of-reach installations, map rod available to assist with opening. Material: Moulded PVC



Low Profile Handle (Optional)

Where minimal protrusion is required (12mm when in the closed position). Material: Powder coated metal



Screens

Flyscreens

G.James flyscreens are a practical and economical method to cover the open area of your windows and doors, helping to keep your home free from flies. Our flyscreens are constructed using an extruded aluminium frame and standard fibreglass mesh.



Barrier Screens

Barrier screens offer an affordable, intermediate level of security for your home. G.James' barrier screens feature black Armagrilite (diamond-shaped, aluminium grille), fibreglass mesh and aluminium frame. This product complies with the *Building Code of Australia - Protection of Openable Windows* requirements.



Crimsafe Screens

Crimsafe screens provide a superior level of safety and security to your windows and doors. The integral high-tensile, stainless steel mesh is discrete in appearance ensuring your views are unhindered. This product complies with the *Building Code of Australia - Protection of Openable Windows* requirements.





Powdercoat Colours

* COLORBOND® steel colour match



Black (Satin)




Monument (Matt) *




Woodland Grey (Satin) *



Ultra Silver (Gloss)



Surfmist (Matt) *



Pearl White (Gloss)



Dune (Satin) *



Paperbark (Satin) *

Anodised Finishes



Clear



Residential Bronze

Note: All Anodised Finishes are price on application. All residential anodised finishes are supplied at AA15 (film thickness) with AA20 & AA25 available upon request.

Polished Silver (internal products only) and other Bronze finishes are available – contact your G.James representative for further information.

© COLORBOND is a registered trademark of BlueScope Steel Limited



Technical Data


Max. Height¹	Dependent on blade width (see next page for further details)
Min. Height	Dependent on blade width (see next page for further details)
Max. Width per Gallery	Approx. 950mm (see next page for further details)
Glass Thickness	6mm / 6.38mm
Max. Water Performance	450 Pa (130mm Blade)
Perimeter Frame Width Options	<ul style="list-style-type: none"> • 101mm (standard) • 48mm
WERS Data²	<ul style="list-style-type: none"> • U-Value range: 4.30 – 6.20 • SHGC range: 0.28 – 0.66
Acoustics²	Rw 28
Bushfire Attack Level	Tested and certified to BAL-40
Fixing Types	Fin fix and face fix
Compatible Construction Types:	Brick veneer, clad wall, block wall, cavity brick and modular/transportable

¹ Maximum sizes are a guide only and subject to the wind rating or SLS/ULS requirements of the site.


² Consult your G. James representative to determine the most suitable product configuration for your requirements.

Example Configurations

Multiple Bays



Coupled to Fixed Window



Coupled to Sliding Door

